

Your personal LCD test chart (led)

Computerised Chart Systems

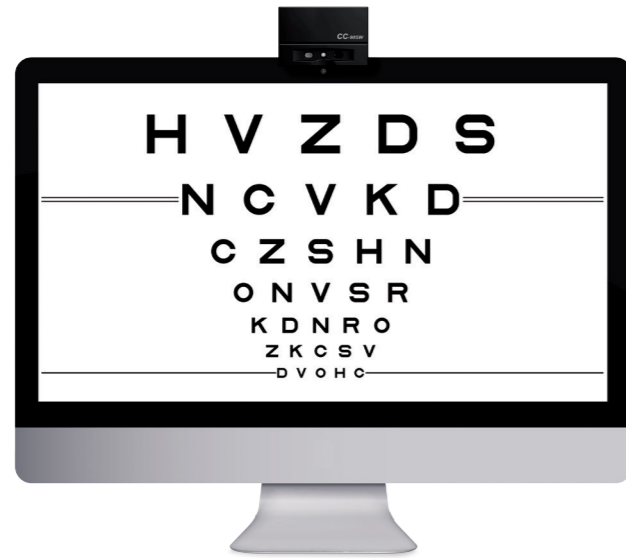
Topcon offers a wide range of Computerised Chart Systems. Depending on your wishes Topcon offers a matching system. Topcon chart systems can be operated as stand alone or can be integrated in a Topcon refraction lane.

CC-90SW

Topcon CC-90SW is a flexible chart system. You can use your own TFT monitor and pc, starting from 19". An all-in one PC is suitable as well. The CC-90SW will be attached to your screen.

- » Wide range of Optotypes
- » White Maddox LED light source
- » Flexible set-up
- » Usable with every consumer monitor
- » Easy control through dedicated remote controller

Topcon CC-90SW performs the most commonly used visual acuity tests, like Letters, Landolt C, Tumbling E, Numbers and Children charts. The White Maddox LED light supports the Maddox testing.



The CC-90SW is standard supplied with a remote controller, making the CC-90SW a low cost stand alone solution for your practice.

An easy calibration kit assures the correct projection of the visual acuity test on your TFT screen.

CC-100

The Topcon CC-100 is a versatile solution to present charts to patients. The high resolution 21,5" LED screen ensures clear and bright chart display. All commonly known acuity test are available, including ETRS. The CC-100 provides image separation through red and green. Data can be sent through WiFi to PC.

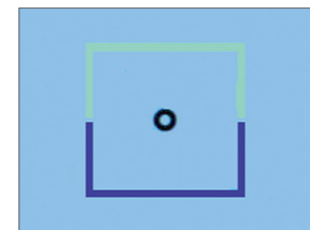
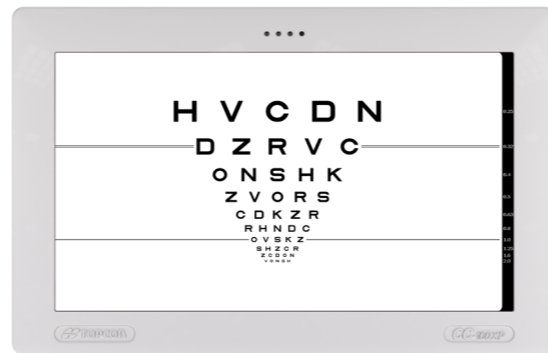
- » Wide range of Optotypes
- » White Maddox LED light source
- » Random function
- » High resolution 21,5" LED screen
- » Integrated PC
- » Image separation through red / green



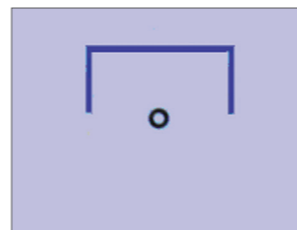
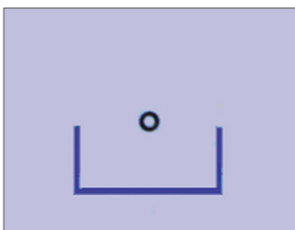

CC-100XP

The Topcon CC-100XP with LED technology is the top model of the Chart System line. All important visual acuity tests, binocular tests, colour vision tests and contrast sensitivity tests are available.

The spatial Frequency Contrast Sensitivity is a unique feature, which provides quantitative and qualitative information about the patients contrast visual acuity.



Ghost images and different background colors in conventional LCD chart systems



100% separation and equal background in Topcon CC-100XP

Image separation for binocular testing is created through a specific polarisation technique which is unique for LCD test charts. This unique polarisation technique provides 100% image separation, without any "ghost image"! This is a significant improvement compared to all conventional polarised LCD chart systems currently available on the market.

White Maddox LED

The white Maddox LED provides a small light source, extremely well fitted for Maddox testing. All conventional LCD chart systems provide the Maddox light within the LCD display itself, which is either too big or not bright enough to perform proper Maddox testing

Contrast sensitivity test reports and colour test reports can be printed using WiFi technology to a WiFi printer.

To assure proper settings of the screen contrast and brightness, the CC-100XP is making use of the latest LED screen technology.

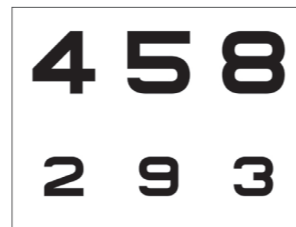
- » 100% polarisation
- » Wide range of Optotypes
- » Spatial Frequency Contrast Sensitivity Test
- » White Maddox LED light source
- » MKH test sequence according to Haase

Visual acuity charts of the Topcon computerised chart systems

The Topcon chart systems offer the most commonly used visual acuity tests ranging from Letters, Tumbling E, Landolt C and Numbers up to three different Children charts.




VA charts available in Letters



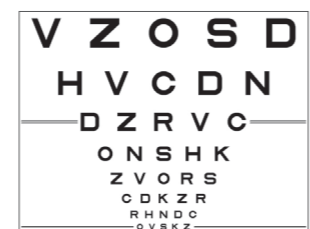
Numbers




Tumbling E



Landolt C



ETDRS chart (2)




Illiterates and children charts (5 different chart types)

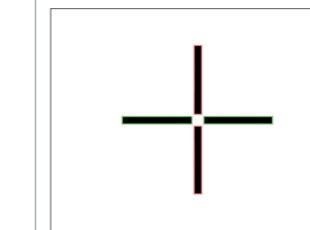


LEA charts

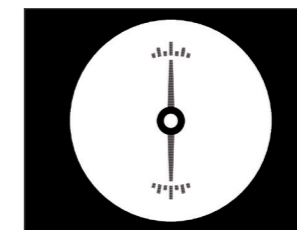
Masking is available for horizontal (row), vertical (column) and single characters



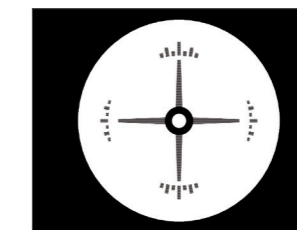
MKH test sequence according to Haase



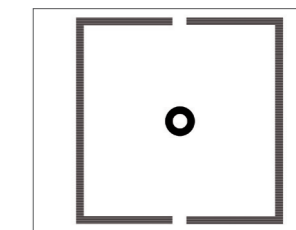
Cross



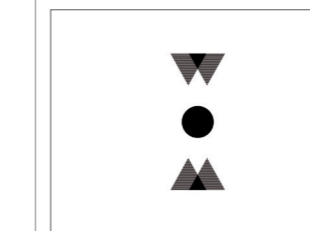
Indicator



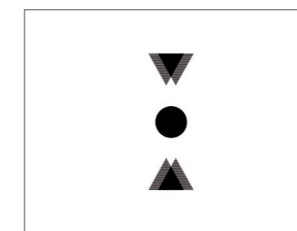
Double indicator




Coincidence




Stereo triangle



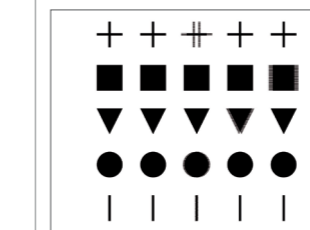
Reduced stereo triangle



Stereo Valence




Reduced Stereo Valence




Differential stereo



Random dot Topcon






Random dot Stages



Cowen

MKH test sequence is available in CC-100XP for functional optometry testing

Pseudo-Ischromatic Color Vision Test



The Pseudo-Ischromatic test is based on the well-known HRR test, but providing better quantitative data on color vision deficiencies. CC-100XP displays the results in an easy to understand graph which is printable as well. Pseudo-Ischromatic Vision tests are available in CC-100 and CC-100XP.